

INNOVASSYNTH INVESTMENTS LIMITED

Regd. Office: Flat No. C-2/3, KMC No. 91, Innovassynth Colony, Khopoli-410203
Maharashtra, India

Tel. : +91-2192-260100,262828,263328,
Fax: +91-2192-263628
CIN: L67120MH2008PLC178923

Websites: www.innovassynthinvestments.in
E-mail: secretarial@innovassynthinvestments.in

20th April, 2016

To,
Corporate Relationship Department
Bombay Stock Exchange Limited
Phiroze Jeejeebhoy Towers,
Dalal Street, Mumbai: 400 001

Scrip Code: 533315

Dear Sir / Madam,

Sub: Submission of Shareholding Pattern for the Quarter ended 31st March, 2016.

Copy of the Shareholding Pattern for the Quarter ended 31st March, 2016 is attached herewith.

Kindly take the above on your records and acknowledge receipt.

Thanking You,

Yours Faithfully,

FOR INNOVASSYNTH INVESTMENTS LIMITED



RATNESH KUMAR PANDEY
(Company Secretary)

Encl: As above



General information about company	
Scrip code	533315
Name of the company	INNOVASSYNTH INVESTMENTS LIMITED
Class of Security	Equity Shares
Type of report	Quarterly
Quarter Ended / Date of Report (For Prelisting / Allotment)	31-03-2016
Date of allotment / extinguishment (in case Capital Restructuring selected) / Listing Date	
Shareholding pattern filed under	Regulation 31 (1) (b)



Sr. No.	Particular	Yes/No
1	Whether the Listed Entity has issued any partly paid up shares?	No
2	Whether the Listed Entity has issued any Convertible Securities ?	No
3	Whether the Listed Entity has issued any Warrants ?	No
4	Whether the Listed Entity has any shares against which depository receipts are issued?	No
5	Whether the Listed Entity has any shares in locked-in?	No
6	Whether any shares held by promoters are pledge or otherwise encumbered?	No
7	Whether company has equity shares with differential voting rights?	No



Table I - Summary Statement holding of specified securities											
Category (I)	Category of shareholder (II)	Nos. Of shareholders (III)	No. of fully paid up equity shares held (IV)	No. Of Partly paid-up equity shares held (V)	No. Of shares underlying Depository Receipts (VI)	Total nos. shares held (VII) = (IV)+(V)+(VI)	Shareholding as a % of total no. of shares (calculated as per SCRR, 1957) (VIII) As a % of (A+B+C2)	Number of Voting Rights held in each class of securities (IX)			
								No of Voting (XIV) Rights			Total as a % of (A+B+C)
								Class eg. X	Class eg. Y	Total	
(A)	Promoter & Promoter Group	4	8838067			8838067	36.4	8838067		8838067	36.4
(B)	Public	33737	15439968			15439968	63.6	15439968		15439968	63.6
(C)	Non Promoter-Non Public										
(C1)	Shares underlying DRs										
(C2)	Shares held by Employee Trusts										
	Total	33741	24278035			24278035		24278035		24278035	100



Table I - Summary Statement holding of specified securities

Category (I)	Category of shareholder (II)	No. Of Shares Underlying Outstanding convertible securities (X)	No. Of Warrants (Xi)	No. Of Shares Underlying Outstanding convertible securities and No. Of Warrants (Xi) (a)	Shareholding . as a % assuming full conversion of convertible securities (as a percentage of diluted share capital) (XI)= (VII)+(X) As a % of (A+B+C2)	Number of Locked in shares (XII)		Number of Shares pledged or otherwise encumbered (XIII)		Number of equity shares held in dematerialized form (XIV)
						No. (a)	As a % of total Shares held (b)	No. (a)	As a % of total Shares held (b)	
(A)	Promoter & Promoter Group				36.4					8838067
(B)	Public				63.6					13223948
(C)	Non Promoter-Non Public									
(C1)	Shares underlying Dts									
(C2)	Shares held by Employee Trusts									
	Total									22062015




Table II - Statement showing shareholding pattern of the Promoter and Promoter Group											
Sr.	Category & Name of the Shareholders (I)	Nos. Of shareholders (III)	No. of fully paid up equity shares held (IV)	No. Of Partly paid-up equity shares held (V)	No. Of shares underlying Depository Receipts (VI)	Total nos. shares held (VII) = (IV)+(V)+(VI)	Shareholding as a % of total no. of shares (calculated as per SCRR, 1957) (VIII) As a % of (A+B+C2)	Number of Voting Rights held in each class of securities (IX)			
								No of Voting (XIV) Rights			Total as a % of Total Voting rights
								Class eg. X	Class eg. Y	Total	
A Table II - Statement showing shareholding pattern of the Promoter and Promoter Group											
(1) Indian											
(d)	Any Other (specify)	4	8838067			8838067	36.4	8838067		8838067	36.4
Sub-Total (A)(1)		4	8838067			8838067	36.4	8838067		8838067	36.4
(2) Foreign											
Total Shareholding of Promoter and Promoter Group (A)=(A)(1)+(A)(2)		4	8838067			8838067	36.4	8838067		8838067	36.4
B Table III - Statement showing shareholding pattern of the Public shareholder											
(1) Institutions											
(a)	Mutual Funds	13	72292			72292	0.3	72292		72292	0.3
(f)	Financial Institutions/Banks	49	11991			11991	0.05	11991		11991	0.05
(g)	Insurance Companies	5	1316869			1316869	5.42	1316869		1316869	5.42
(i)	Any Other (specify)	6	3276			3276	0.01	3276		3276	0.01
Sub-Total (B)(1)		73	1404428			1404428	5.78	1404428		1404428	5.78
(3) Non-institutions											
(a(i))	Individuals - i. Individual shareholders holding nominal share capital up to Rs. 2 lakhs.	32592	6544216			6544216	26.96	6544216		6544216	26.96
(a(ii))	Individuals - ii. Individual shareholders holding nominal share capital in excess of Rs. 2 lakhs.	66	4080533			4080533	16.81	4080533		4080533	16.81
(e)	Any Other (specify)	1006	3410791			3410791	14.05	3410791		3410791	14.05
Sub-Total (B)(3)		33664	14035540			14035540	57.81	14035540		14035540	57.81
Total Public Shareholding (B)=(B)(1)+(B)(2)+(B)(3)		33737	15439968			15439968	63.6	15439968		15439968	63.6
C Table IV - Statement showing shareholding pattern of the Non Promoter- Non Public shareholder											



Total (A+B+C2)	33741	24278035			24278035	100	24278035		24278035	100
Total (A+B+C)	33741	24278035			24278035		24278035		24278035	100



Table II - Statement showing shareholding pattern of the Promoter and Promoter Group									
Sr.	No. Of Shares Underlying Outstanding convertible securities (X)	No. Of Warrants (Xi)	No. Of Shares Underlying Outstanding convertible securities and No. Of Warrants (Xi) (a)	Shareholding as a % assuming full conversion of convertible securities (as a percentage of diluted share capital) (X1)= (VII)+(X) As a % of (A+B+C2)	Number of Locked in shares (XII)		Number of Shares pledged or otherwise encumbered (XIII)		Number of equity shares held in dematerialized form (XIV)
					No. (a)	As a % of total Shares held (b)	No. (a)	As a % of total Shares held (b)	
A	Table II - Statement showing shareholding pattern of the Promoter and Promoter Group								
(1)	Indian								
(d)				36.4					8838067
Sub-Total (A)(1)				36.4					8838067
(2)	Foreign								
Total Shareholding of Promoter and Promoter Group (A)=(A)(1)+(A)(2)				36.4					8838067
B	Table III - Statement showing shareholding pattern of the Public shareholder								
(1)	Institutions								
(a)				0.3					399
(f)				0.05					3708
(g)				5.42					1316653
(i)				0.01					0
Sub-Total (B)(1)				5.78					1320760
(3)	Non-institutions								
(a(i))				26.96					5506566
(a(ii))				16.81					4080533
(e)				14.05					2316089
Sub-Total (B)(3)				57.81					11903188
Total Public Shareholding (B)=(B)(1)+(B)(2)+(B)(3)				63.6					13223948
C	Table IV - Statement showing shareholding pattern of the Non Promoter- Non Public shareholder								
Total (A+B+C)				100					22062015
Total (A+B+C)									22062015




Any Other (specify)					
Serial No.	1	2	3	4	
Category	Bodies Corporate	Bodies Corporate	Bodies Corporate	Bodies Corporate	Click here to go back
Name of the Shareholders (I)	BLOOMINGDALE INVESTMENT & FINANCE PRIVATE LIMITED	FUTURA POLYESTERS LIMITED	MATSYAGANDHA INVESTMENT AND FINANCE PRIVATE LTD	BHUPATI INVESTMENTS AND FINANCE PVT LTD	
PAN (II)	AAACB4653M	AAACI3404K	AAACM8011G	AAACB0441P	Total
No. of the Shareholders (I)	1	1	1	1	4
No. of fully paid up equity shares held (IV)	2412414	49940	2234643	4141070	8838067
No. Of Partly paid-up equity shares held (V)					
No. Of shares underlying Depository Receipts (VI)					
Total nos. shares held (VII) = (IV)+(V)+(VI)	2412414	49940	2234643	4141070	8838067
Shareholding as a % of total no. of shares (calculated as per SCRR, 1957) (VIII) As a % of (A+B+C2)	9.94	0.21	9.2	17.06	36.4
Number of Voting Rights held in each class of securities (IX)					
Class eg: X	2412414	49940	2234643	4141070	8838067
Class eg: y					
Total	2412414	49940	2234643	4141070	8838067
Total as a % of Total Voting rights	9.94	0.21	9.2	17.06	36.4
No. Of Shares Underlying Outstanding convertible securities (X)					
No. Of Warrants (Xi)					
No. Of Shares Underlying Outstanding convertible securities and No. Of Warrants (Xi) (a)					
Shareholding, as a % assuming full conversion of convertible securities (as a percentage of diluted share capital) (XI) = (VII)+(X) As a % of (A+B+C2)	9.94	0.21	9.2	17.06	36.4
Number of Locked in shares (XII)					
No. (a)					




As a % of total Shares held (b)					
Number of Shares pledged or otherwise encumbered (XIII)					
No. (a)					
As a % of total Shares held (b)					
Number of equity shares held in dematerialized form (XIV)	2412414	49940	2234643	4141070	8838067




Insurance Companies		
Serial No.	1	
Name of the Shareholder (I)	LIFE INSURANCE CORPORATION OF INDIA	Click here to go back
PAN (II)	ABMPG2688K	Total
No. of fully paid up equity share held (IV)	1095613	1095613
No. Of Partly paid-up equity shares held (V)		
No. Of shares underlying Depository Receipts (VI)		
Total nos. shares held (VII) = (IV)+(V)+(VI)	1095613	1095613
Shareholding as a % of total no. of shares (calculated as per SCRR, 1957) (VIII) as a % of (A+B+C2)	4.51	4.51
Number of Voting Rights held in each class of securities (IX)		
Class eg: X	1095613	1095613
Class eg: y		
Total	1095613	1095613
Total as a % of Total Voting rights	4.51	4.51
No. Of Shares Underlying Outstanding convertible securities (X)		
No. Of Warrants (XI)		
No. Of Shares Underlying Outstanding convertible securities and No. Of Warrants (XI) (a)		
Shareholding as a % assuming full conversion of convertible securities (as a percentage of diluted share capital) (XI)= (VII)+(X) As a % of (A+B+C2)	4.51	4.51
Number of Locked in shares (XII)		
No. (a)		
As a % of total Shares held (b)		
Number of equity shares held in dematerialized form (XIV)	1095613	1095613



Individuals - ii. Individual shareholders holding nominal share capital in excess of Rs. 2 lakhs.				
Serial No.	1	2	3	
Name of the Shareholders (I)	DIPAK KANAYALAL SHAH	KADAMBARI RAJENDRA SHAH	RAJENDRA Y SHAH	Click here to go back
PAN (II)	AVEPS4654B	DOXPS2811R	AMZPS1509F	Total
No. of fully paid up equity shares held (IV)	300000	300025	300025	900050
No. Of Partly paid-up equity shares held (V)				
No. Of shares underlying Depository Receipts (VI)				
Total nos shares held (VII) = (IV)+(V)+ (VI)	300000	300025	300025	900050
Shareholding as a % of total no. of shares (calculated as per SCRR, 1957) (VIII) As a % of (A+B+C2)	1.24	1.24	1.24	3.71
Number of Voting Rights held in each class of securities (IX)				
Class eg: X	300000	300025	300025	900050
Class eg:y				
Total	300000	300025	300025	900050
Total as a % of Total Voting right:	1.24	1.24	1.24	3.71
No. Of Shares Underlying Outstanding convertible securities (X)				
No. Of Warrants (Xi)				
No. Of Shares Underlying Outstanding convertible securities and No. Of Warrants (Xi) (a)				
Shareholding, as a % assuming full conversion of convertible securities (as a percentage of diluted share capital) (XI)= (VII)+(X) As a % of (A+B+C2)	1.24	1.24	1.24	3.71
Number of Locked in shares (XII)				
No (a)				
As a % of total Shares held (b)				
Number of equity shares held in dematerialized form (XIV)	300000	300025	300025	900050




Any Other (specify)							
Serial No.	1	2	3	4	5	6	7
Category	Trusts	Director or Director's Relatives	Foreign Individuals or NRI	Foreign Individuals or NRI	Overseas corporate bodies	Overseas corporate bodies	Clearing Members
Category / More than 1 percentage	Category	Category	Category	More than 1 percentage of shareholding	Category	More than 1 percentage of shareholding	Category
Name of the Shareholders (I)				SUDHIR KESHAVJI SAMPAT		PERSPHONE INVESTMENTS LTD	
PAN (II)				AAEPS4093H		ZZZZ19999Z	
No. of the Shareholders ()	19	4	164		4		7
No. of fully paid up equity shares held (IV)	8757	32679	173270	353966	277304	765280	736
No. Of Partly paid-up equity shares held (V)							
No. Of shares underlying Depository Receipts (VI)							
Total nos. shares held (VII) = (IV)+(V)+ (VI)	8757	32679	173270	353966	277304	765280	736
Shareholding as a % of total no. of shares (calculated as per SCRR, 1957) (VIII) As a % of (A+B+C2)	0.04	0.13	0.71	1.46	1.14	3.15	0
Number of Voting Rights held in each class of securities (IX)							
Class eg: X	8757	32679	173270	353966	277304	765280	736
Class eg: y							
Total	8757	32679	173270	353966	277304	765280	736
Total as a % of Total Voting rights	0.04	0.13	0.71	1.46	1.14	3.15	0
No. Of Shares Underlying Outstanding convertible securities (X)							
No. Of Warrants (Xi)							
No. Of Shares Underlying Outstanding convertible securities and No. Of Warrants (Xi) (a)							
Shareholding, as a % assuming full conversion of convertible securities (as a percentage of diluted share capital) (XI)= (VII)+(X) As a % of (A+B+C2)	0.04	0.13	0.71	1.46	1.14	3.15	0



Number of Locked in shares (XII)							
No. (a)							
As a % of total Shares held (b)							
Number of equity shares held in dematerialized form (XIV)	1747	32669	171097	353966	0	0	736



Any Other (specify)				
Serial No	8	9	10	
Category	HUF	Bodies Corporate	Bodies Corporate	
Category / More than 1 percentage	Category	Category	More than 1 percentage of shareholding	
Name of the Shareholders (I)			R RAHEJA PROPERTIES PRIVATE LIMITED	Click here to go back
PAN (II)			AAACG3913H	Total
No. of the Shareholders (I)	409	399		1006
No. of full / paid up equity shares held (IV)	517093	599852	681854	3410791
No. Of Parly paid-up equity shares held (V)				
No. Of shares underlying Depository Receipts (VI)				
Total nos. shares held (VII) = (IV)+(V)+(VI)	517093	599852	681854	3410791
Shareholding as a % of total no. of shares (calculated as per SCR 3, 1957) (VII) As a % of (A+B+C2)	2.13	2.47	2.81	14.05
Number of Voting Rights held in each class of securities (IX)				
Class eg: x	517093	599852	681854	3410791
Class eg: y				
Total	517093	599852	681854	3410791
Total as a % of Total Voting rights	2.13	2.47	2.81	14.05
No. Of Shares Underlying Outstanding convertible securities (X)				
No. Of Warrants (Xi)				
No. Of Shares Underlying Outstanding convertible securities and No. Of Warrants (Xi) (a)				
Shareholding, as a % assuming full conversion of convertible securities (as a percentage of diluted share capital) (X) = (VII)+(X) as a % of (A+B+C2)	2.13	2.47	2.81	14.05
Number of Locked in shares (XII)				
No. (a)				
As a % of total Shares held (b)				



Number of equity shares held in dematerialized form (XIV)	516222	557798	681854	2316089
---	--------	--------	--------	---------

