

Introductory sub-table (I)(a)


Name of the Company: INNOVASSYNTH INVESTMENTS LTD

Scrip Code:533315

Name of the scrip: INOVSYNTH class of security: EQUITY


QUARTER ENDED: 30.09.2014

| Partly paid-up shares:- | No. of partly paid-up shares | As a % of total no. of partly paid-up shares | As a % of total no. of shares of the company |
|--|-------------------------------|---|--|
| Held by promoter/promoter group | 0 | 0 | 0 |
| Held by public | 0 | 0 | 0 |
| Total - D | 0 | 0 | 0 |
| Outstanding convertible securities:- | No. of outstanding securities | As a % of total no. of outstanding convertible securities | As a % of total no. of shares of the company, assuming full conversion of the convertible securities |
| Held by promoter/promoter group | 0 | 0 | 0 |
| Held by public | 0 | 0 | 0 |
| Total - E | 0 | 0 | 0 |
| Warrants:- | No. of warrants | As a % of total no. of warrants | As a % of total no. of shares of the company, assuming full conversion of warrants |
| Held by promoter/promoter group | 0 | 0 | 0 |
| Held by public | 0 | 0 | 0 |
| Total - F | 0 | 0 | 0 |
| Total paid-up capital of the company, assuming full conversion of warrants and convertible securities | 24278035 | | |




Statement Showing Shareholding Pattern

| Category code | Category of Shareholder | Number of Shareholders | Table (I)(a) | | | | Shares Pledged or otherwise encumbered | |
|---------------|--|------------------------|------------------------|--|--|----------------------------|--|------------------------|
| | | | Total number of shares | Number of shares held in dematerialized form | Total shareholding as a percentage of total number of shares | | Number of shares | As a percentage |
| | | | | | As a percentage of (A+B) ¹ | As a percentage of (A+B+C) | | |
| (A) | (II) | (III) | (IV) | (V) | (VI) | (VII) | (VIII) | (IX) = (VIII)/(IV)*100 |
| 1 | Shareholding of Promoter and Indian | | | | | | | |
| (a) | Individuals/ Hindu Undivided Family | 0 | 0 | 0 | 0.00 | 0.00 | 0.00 | 0.00 |
| (b) | Central Government/ State Government(s) | 0 | | | 0.00 | 0.00 | 0.00 | 0.00 |
| (c) | Bodies Corporate | 18 | 7863113 | 7863113 | 32.39 | 32.39 | 0.00 | 0.00 |
| (d) | Financial Institutions/ Banks | 0 | 0 | 0 | 0.00 | 0.00 | 0.00 | 0.00 |
| (e) | Any Others(Specify) | 0 | 0 | 0 | 0.00 | 0.00 | 0.00 | 0.00 |
| (e-i) | | | | | 0.00 | 0.00 | 0.00 | 0.00 |
| (e-ii) | | | | | 0.00 | 0.00 | 0.00 | 0.00 |
| | Sub Total(A)(1) | 18 | 7863113 | 7863113 | 32.39 | 32.39 | 0.00 | 0.00 |
| 2 | Foreign | | | | | | | |
| a | Individuals (Non-Residents Individuals/ Foreign Individuals) | 0 | 0 | 0 | 0.00 | 0.00 | 0.00 | 0.00 |
| b | Bodies Corporate | 0 | 0 | 0 | 0.00 | 0.00 | 0.00 | 0.00 |
| c | Institutions | 0 | 0 | 0 | 0.00 | 0.00 | 0.00 | 0.00 |
| d | Qualified Foreign Investor | 0 | 0 | 0 | 0.00 | 0.00 | 0.00 | 0.00 |
| d-i | Any Others(Specify) | | | | | | 0.00 | 0.00 |
| d-ii | | | | | | | 0.00 | 0.00 |
| | Sub Total(A)(2) | 0 | 0 | 0 | 0.00 | 0.00 | 0.00 | 0.00 |
| | Total Shareholding of | 18 | 7863113 | 7863113 | 32.39 | 32.39 | 0.00 | 0.00 |
| (B) | Public shareholding | | | | | | | |
| 1 | Institutions | | | | | | | |
| (a) | Mutual Funds/ UTI | 13 | 72292 | 399 | 0.30 | 0.30 | 0.00 | 0.00 |
| (b) | Financial Institutions /Banks | 49 | 11991 | 3708 | 0.05 | 0.05 | 0.00 | 0.00 |
| (c) | Central Government/ State Government(s) | 0 | 0 | 0 | 0.00 | 0.00 | 0.00 | 0.00 |
| (d) | Venture Capital Funds | 0 | 0 | 0 | 0.00 | 0.00 | 0.00 | 0.00 |
| (e) | Insurance Companies | 5 | 1316869 | 1316653 | 5.42 | 5.42 | 0.00 | 0.00 |
| (f) | Foreign Institutional Investors | 6 | 3276 | 0 | 0.01 | 0.01 | 0.00 | 0.00 |
| (g) | Foreign Venture Capital Investors | 0 | 0 | 0 | 0.00 | 0.00 | 0.00 | 0.00 |
| (h) | Qualified Foreign Investor | 0 | 0 | 0 | 0.00 | 0.00 | 0.00 | 0.00 |
| (h-i) | Any Other (specify) | | | | 0.00 | 0.00 | 0.00 | 0.00 |
| (h-ii) | | | | | 0.00 | 0.00 | 0.00 | 0.00 |
| | Sub-Total (B)(1) | 73 | 1404428 | 1320760 | 5.78 | 5.78 | 0.00 | 0.00 |
| B 2 | Non-institutions | | | | | | 0.00 | 0.00 |
| (a) | Bodies Corporate | 442 | 2694553 | 2652490 | 11.10 | 11.10 | 0.00 | 0.00 |
| (b) | Individuals | | | | 0.00 | 0.00 | 0.00 | 0.00 |




| | | | | | | | | |
|----------|---|--------------|-----------------|-----------------|---------------|---------------|-------------|-------------|
| I | Individuals -i. Individual shareholders holding nominal share capital up to Rs 1 lakh | 33795 | 6223455 | 5160729 | 25.63 | 25.63 | 0.00 | 0.00 |
| II | ii. Individual shareholders holding nominal share capital in | 105 | 4001769 | 4001769 | 16.48 | 16.48 | | |
| (c) | Qualified Foreign Investor | 0 | 0 | 0 | 0.00 | 0.00 | 0 | 0.00 |
| (d) | Any Other (specify) | 0 | 0 | 0 | 0.00 | 0.00 | 0.00 | 0.00 |
| (d-i) | Others | 16 | 5494 | 5494 | 0.02 | 0.02 | 0.00 | 0.00 |
| (d-ii) | Clearing member | 160 | 500182 | 498009 | 2.06 | 2.06 | 0.00 | 0.00 |
| (d-iii) | NRIs | 4 | 1042584 | 0 | 4.29 | 4.29 | 0.00 | 0.00 |
| (d-iv) | Overseas Corporate Bodies | 0 | 0 | 0 | 0.00 | 0.00 | 0.00 | 0.00 |
| (d-v) | Foreign Corp Bodies (Including F | 0 | 0 | 0 | 0.00 | 0.00 | 0.00 | 0.00 |
| (d-vi) | Customers | 0 | 0 | 0 | 0.00 | 0.00 | 0.00 | 0.00 |
| (d-vii) | Suppliers | 0 | 0 | 0 | 0.00 | 0.00 | 0.00 | 0.00 |
| (d-viii) | Foreign Nationals | 0 | 0 | 0 | 0.00 | 0.00 | 0.00 | 0.00 |
| (d-ix) | Trusts | 20 | 8758 | 1748 | 0.04 | 0.04 | 0.00 | 0.00 |
| (d-x) | Foreign (Promoters) | 0 | 0 | 0 | 0.00 | 0.00 | 0.00 | 0.00 |
| (d-xi) | Directors Relatives | 4 | 32679 | 32669 | 0.13 | 0.13 | 0.00 | 0.00 |
| (d-xii) | Hindu Undivided Families | 406 | 501020 | 501020 | 2.06 | 2.06 | 0.00 | 0.00 |
| | | 0 | 0 | 0 | 0.00 | 0.00 | 0 | 0.00 |
| | Sub-Total (B)(2) | 34952 | 15010494 | 12853928 | 61.83 | 61.83 | 0.00 | 0.00 |
| (B) | Total Public Shareholding (B)= (B)(1)+(B)(2) | 35025 | 16414922 | 14174688 | 67.61 | 67.61 | 0.00 | 0.00 |
| | TOTAL (A)+(B) | 35043 | 24278035 | 22037801 | 100.00 | 100.00 | 0.00 | 0.00 |
| (C) | Shares held by Custodians and against which Depository Receipts have been issued | | | | | | | |
| 1 | Promoter and Promoter Group | 0 | 0 | 0 | 0 | 0.00 | 0 | 0 |
| 2 | Public | 0 | 0 | 0 | 0 | 0.00 | 0 | 0 |
| | Sub-Total (C) | 0 | 0 | 0 | 0 | 0 | 0 | 0 |
| | GRAND TOTAL (A)+(B)+(C) | 35043 | 24278035 | 22037801 | 100.00 | 100.00 | 0 | 0.00 |



(U)(b) Statement showing holding of securities (including shares, warrants, convertible securities) of persons belonging to the category "Promoter and Promoter Group"


| Sr. No. | Name of the shareholder | Details of Shares held | | Encumbered shares (*) | | | Details of warrants | | Details of convertible securities | | Total shares (including underlying shares assuming full conversion of warrants and convertible securities) as a % of diluted share capital |
|---------|---|------------------------|---------------------------------------|-----------------------|-------------------------------------|--|-------------------------|---|---------------------------------------|---|--|
| | | Number of shares held | As a % of grand total (A) + (B) + (C) | No. | As a percentage (V) = (V)/(III)*100 | As a % of grand total (A)+(B)+(C) of sub-clause (I)(a) | Number of warrants held | As a % total number of warrants of the same class | Number of convertible securities held | As a % total number of convertible securities of the same class | |
| | (II) | (III) | (IV) | (V) | (VI) | (VII) | (IX) | (X) | (XI) | (XII) | |
| 1 | FUTURA POLYESTERS LIMITED | 49940 | 0.21 | 0 | 0.00 | 0.00 | 0 | 0 | 0 | 0.21 | |
| 2 | BHUPATI INVESTMENT AND FINANCE PVT LTD | 234550 | 0.97 | 0 | 0.00 | 0.00 | 0 | 0 | 0 | 0.97 | |
| 3 | MATSYAGANDHA INVESTMENT AND FINANCE PVT LTD | 2234643 | 9.20 | 0 | 0.00 | 0.00 | 0 | 0 | 0 | 9.20 | |
| 4 | BHUPATI INVESTMENT AND FINANCE PVT LTD | 200000 | 0.82 | 0 | 0.00 | 0.00 | 0 | 0 | 0 | 0.82 | |
| 5 | BHUPATI INVESTMENTS AND FINANCE PVT LTD | 779613 | 3.21 | 0 | 0.00 | 0.00 | 0 | 0 | 0 | 3.21 | |
| 6 | BHUPATI INVESTMENTS AND FINANCE PVT LTD | 1121 | 0.00 | 0 | 0.00 | 0.00 | 0 | 0 | 0 | 0.00 | |
| 7 | BLOOMINGDALE INVESTMENT AND FINANCE PVT LTD | 2412414 | 9.94 | 0 | 0.00 | 0.00 | 0 | 0 | 0 | 9.94 | |
| 8 | BHUPATI INVESTMENTS AND FINANCE PRIVATE LIMITED | 10477 | 0.04 | 0 | 0.00 | 0.00 | 0 | 0 | 0 | 0.04 | |
| 9 | BHUPATI INVESTMENTS AND FINANCE PRIVATE LIMITED | 1454783 | 5.99 | 0 | 0.00 | 0.00 | 0 | 0 | 0 | 5.99 | |
| 10 | BHUPATI INVESTMENTS AND FINANCE PRIVATE LIMITED | 174620 | 0.72 | 0 | 0.00 | 0.00 | 0 | 0 | 0 | 0.72 | |
| 11 | BHUPATI INVESTMENTS AND FINANCE PRIVATE LIMITED | 3844 | 0.02 | 0 | 0.00 | 0.00 | 0 | 0 | 0 | 0.02 | |
| 12 | BHUPATI INVESTMENTS AND FINANCE PVT. LTD. | 125917 | 0.52 | 0 | 0.00 | 0.00 | 0 | 0 | 0 | 0.52 | |
| 13 | BHUPATI INVESTMENTS AND FINANCE PVT. LTD. | 33013 | 0.14 | 0 | 0.00 | 0.00 | 0 | 0 | 0 | 0.14 | |
| 14 | BHUPATI INVESTMENTS AND FINANCE PVT. LTD. | 31535 | 0.13 | 0 | 0.00 | 0.00 | 0 | 0 | 0 | 0.13 | |
| 15 | BHUPATI INVESTMENTS AND FINANCE PVT. LTD. | 11635 | 0.05 | 0 | 0.00 | 0.00 | 0 | 0 | 0 | 0.05 | |
| 16 | BHUPATI INVESTMENTS AND FINANCE PVT. LTD. | 50777 | 0.21 | 0 | 0.00 | 0.00 | 0 | 0 | 0 | 0.21 | |
| 17 | BHUPATI INVESTMENTS AND FINANCE PVT. LTD. | 16022 | 0.07 | 0 | 0.00 | 0.00 | 0 | 0 | 0 | 0.07 | |
| 18 | BHUPATI INVESTMENTS AND FINANCE PVT. LTD. | 38209 | 0.16 | 0 | 0.00 | 0.00 | 0 | 0 | 0 | 0.16 | |
| | TOTAL | 7863113 | 32.39 | 0 | 0.00 | 0.00 | 0 | 0 | 0 | 32.39 | |

(*) The term "encumbrance" has the same meaning as assigned to it in regulation 28(2) of the SAST Regulations, 2011




(f)(c)(i) Statement showing holding of securities (including shares, warrants, convertible securities) of persons belonging to the category "Public" and holding more than 1% of the total number of shares

| Sr. No. | Name of the shareholder | Number of shares held | Shares as a percentage of total number of shares (i.e., Grand Total (A)+(B)+(C) indicated in Statement at para (f)(a) above) | Details of warrants | | Details of convertible securities | | Total shares (including underlying shares assuming full conversion of warrants and convertible securities) as a % of diluted share capital |
|--------------|-------------------------------|-----------------------|--|-------------------------|---|---------------------------------------|--|--|
| | | | | Number of warrants held | As a % total number of warrants of the same class | Number of convertible securities held | % w.r.t total number of convertible securities of the same class | |
| 1 | LIFE INSURANCE CORP OF INDIA | 1095613 | 4.51 | 0 | 0 | 0 | 0 | 4.51 |
| 2 | R. RAHEJA PROPERTIES PVT LTD | 681854 | 2.81 | 0 | 0 | 0 | 0 | 2.81 |
| 3 | DISTRIBUTORS (BOMBAY) PVT LTD | 974954 | 4.02 | 0 | 0 | 0 | 0 | 4.02 |
| 4 | DIPAK KANAYALAL SHAH | 360000 | 1.48 | 0 | 0 | 0 | 0 | 1.48 |
| 5 | KADAMBARI RAJENDRA SHAH | 300025 | 1.24 | 0 | 0 | 0 | 0 | 1.24 |
| 6 | SUDHIR KESHAVJI SAMPAT | 353966 | 1.46 | 0 | 0 | 0 | 0 | 1.46 |
| 7 | KAHINI RAJENDRA SHAH | 300025 | 1.24 | 0 | 0 | 0 | 0 | 1.24 |
| 8 | PERSIPHONE INVESTMENT LTD | 765280 | 3.15 | 0 | 0 | 0 | 0 | 3.15 |
| TOTAL | | 4831717 | 19.90 | 0 | 0 | 0 | 0 | 19.90 |




(I)(c)(ii) Statement showing holding of securities (including shares, warrants, convertible securities) of persons (together with PAC) belonging to the category "Public" and holding more than 5% of the total number of shares of the company

| Sr. No. | Name(s) of the shareholder(s) and the Persons Acting in Concert (PAC) with them | Number of shares | Shares as a percentage of total number of shares {i.e., Grand Total (A)+(B)+(C) indicated in Statement at para (I)(a) above} | Details of warrants | | | Details of convertible securities | | Total shares (including underlying shares assuming full conversion of warrants and convertible securities) as a % of diluted share capital |
|--------------|---|------------------|--|---------------------|---|---------------------------------------|--|---|--|
| | | | | Number of warrants | As a % total number of warrants of the same class | Number of convertible securities held | % w.r.t total number of convertible securities of the same class | | |
| | | | 0.00 | 0 | 0 | 0 | 0 | 0 | 0 |
| | NIL | | 0.00 | 0 | 0 | 0 | 0 | 0 | 0 |
| | | 0 | 0.00 | 0 | 0 | 0 | 0 | 0 | 0 |
| TOTAL | | | | | | | | | |




(D)(d) Statement showing details of locked-in shares

| Sr. No. | Name of the shareholder | Number of locked-in shares | Locked-in shares as a percentage of total number of shares {i.e., Grand Total (A)+(B)+(C) indicated in Statement at para (D)(a) above} | Promoter/Promoter Group/Public |
|---------|-------------------------|----------------------------|--|--------------------------------|
| | | | | |
| | NIL | 0 | 0.00 | |




(II)(a) Statement showing details of Depository Receipts (DRs)

| Sr. No. | Type of outstanding DR (ADRs, GDRs, SDRs, etc.) | Number of outstanding DRs | Number of shares underlying outstanding DRs | Shares underlying outstanding DRs as a percentage of total number of shares {i.e., Grand Total (A)+(B)+(C) indicated in Statement at para (I)(a) above} |
|--------------|--|------------------------------|--|--|
| | NIL | | | 0.00 |
| | | | | 0.00 |
| TOTAL | | 0 | 0 | 0.00 |



(II)(b) Statement showing holding of Depository Receipts (DRs), where underlying shares held by "promoter/promoter group" are in excess of 1% of the total number of shares

| Sr. No. | Name of the DR Holder | Type of outstanding DR (ADRs, GDRs, SDRs, etc.) | Number of shares underlying outstanding DRs | Shares underlying outstanding DRs as a percentage of total number of shares {i.e., Grand Total (A)+(B)+(C) indicated in Statement at para (D)(a) above} |
|--------------|-----------------------|---|---|---|
| | NIL | | | 0.00 |
| | | | | 0.00 |
| | | | 0 | 0.00 |
| TOTAL | | | | |



III (a) Statement showing the voting pattern of shareholders, if more than one class of shares/securities is issued by the issuer.

(Give description of voting rights for each class of security Class X, Class Y, Class Z)

| Category code | Caegory of shareholder | Number of Voting Rights held in each class of securities | | | Total Voting Rights (III+IV+V) | Total Voting Rights (VI) | |
|---------------|---|--|-----------------|----------------|-----------------------------------|-----------------------------|--------------------------------|
| | | Class X (III) | Class Y (IV) | Class Z (V) | | As a % of (A+B) (VII) | As a % of (A+B+C) (VIII) |
| (I) | (II) | (III) | (IV) | (V) | (VI) | (VII) | (VIII) |
| (A) | Promoter and Promoter Group | | | | | | |
| (1) | Indian | | | | | | |
| (a) | Individuals/Hindu Undivided Family | | | | | | |
| (b) | Central/State Government(s) | | | | | | |
| (c) | Bodies Corporate | | | | | | |
| (d) | Financial Institutions/Banks | | | | | | |
| (e) | Any Other (specify) | | | | | | |
| | Sub-Total (A) (1) | N.A. | N.A. | N.A. | N.A. | N.A. | N.A. |
| (2) | Foreign | | | | | | |
| (a) | Individuals (Non Resident/Foreign) | | | | | | |
| (b) | Bodies Corporate | | | | | | |
| (c) | Instititins | | | | | | |
| (d) | Any Other (specify) | | | | | | |
| | Sub-Total (A)(2) | N.A. | N.A. | N.A. | N.A. | N.A. | N.A. |
| | Total Shareholding of Ptomoter and Ptomoter Group (A)=(A)(1) + (A)(2) | | | | | | |
| (B) | Public Shareholding | | | | | | |
| (1) | Instititins | | | | | | |
| (a) | Mutual Funds/UTI | | | | | | |
| (b) | Financial Institutions/Banks | | | | | | |
| (c) | Central/State Government(s) | | | | | | |
| (d) | Venture Capital Funds | | | | | | |
| (e) | Insurance Companies | | | | | | |
| (f) | Foreign Institutional Investors | | | | | | |
| (g) | Foreign Venture Capital Investors | | | | | | |
| (h) | Any Other (specify) | | | | | | |
| | Sub-Total (B) (1) | N.A. | N.A. | N.A. | N.A. | N.A. | N.A. |
| (2) | Non Instittuons | | | | | | |
| (a) | Bodies Corporate | | | | | | |
| (b) | Individuals | | | | | | |
| | i. Individual shareholders holding nominal share capital upto Rs. 1 lakh | | | | | | |
| | ii. Individual shareholders holding nominal share capital in excess of Rs. 1 lakh. | | | | | | |
| (c) | Any Other (specify) | | | | | | |
| | Sub-Total (B) (2) | N.A. | N.A. | N.A. | N.A. | N.A. | N.A. |
| | TOTAL (A) + (B) | N.A. | N.A. | N.A. | N.A. | N.A. | N.A. |
| (C) | Shares held by Custodians and against which Depository Receipts have been issued | | | | | | |
| | GRAND TOTAL (A)+(B)+(C) | N.A. | N.A. | N.A. | N.A. | N.A. | N.A. |

